

Tissue Organization

Chapter Two:

What are the 4 types of tissue?

- Epithelial, Connective, Nervous, Muscle Tissues


What is not a tissue?

- Membrane

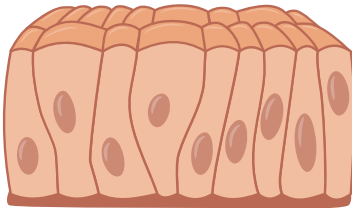
What are the functions of ET?

- Cover, Protect, Lines
- Filters, Absorption, Sensory input, Secretion and Excretion.
- Innervated, but Avascular, has capacity to regenerate.

What cell is this? - Stratified Cuboidal

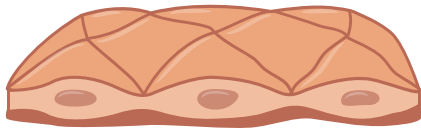


What cell is this? - Pseudostratified Columnar Epithelium



What cell has a single layer of cells and is squished and flat?

- Simple Squamous Cells



What type cell is the thinnest, squished and flat? - Squamous

What type cell is tall as they are wide and making tubular structures?

- Cuboidal

What type cell is found in the digestive tract and taller than they are wide? - Columnar